

PERGO®

ORIGINAL LAMINATE
COLLECTION 2025





FLOORS FOR REAL LIFE

At Pergo we build strikingly beautiful, extremely hard-wearing floors. No shortcuts, no compromises, just the best in Scandinavian function, design and engineering. We invented laminate flooring and in fact, we've been innovating floors that have gone from strength to strength since the 1970's. Floors that are easy to install and maintain. And with one of the widest ranges around in wood, vinyl and laminate, you're sure to find the perfect one for you.

Come in and look around.



04

WHY PERGO LAMINATE FLOORS

Our laminate floors are easy to clean, simple to install and built to last. And with a complete range of formats and styles to suit your home.

07

A SENSATION IN FLOORING

With the look and feel of natural beauty, you wouldn't believe it's not wood.

08

FLOORS FOR A LIFETIME

Our floors are crafted to endure – from the moment they're installed into your home, for a lifetime.

10

OUR COLLECTIONS

What's your style? From rustic to elegant, there's a Pergo laminate floor to enhance your home.

38

ACCESSORIES

It is the little things that make big things happen. Complete the look and feel with Pergo accessories of your choice.



Every plank of a Pergo laminate floor is covered with our patented TitanX™ that protects your floor from scratches and wear throughout its lifetime. So it will take a beating, even if you're playing with toys, moving furnitures or dancing around.

TRONDHEIM L0361-06405 LIGHT BEIGE OAK
PROFILE: PGINCP06405

WHY PERGO LAMINATE FLOORS?

Pergo laminate floors are built with Scandinavian aesthetics and simplicity for people who love to be active. Scratch resistant and able to withstand wear and tear, they are the Perfect floors to play on with the kids, dance to the beat, or just chill in a yoga pose.

Our Pro laminate floors are the perfect choice to life-proof your home. Use these floors on those high-traffic, hard wear areas like kitchens and hallways where there's lots of coming and going, playing, dancing or dropping things. It's that sense of beautiful, functional living you come to expect from Pergo. After all, we invented laminate flooring in the first place.



HIGH RESISTANCE TO SCRATCHES AND WEAR

Every plank is covered with our patented TitanX™ protection. This gives the floor high resistance to scratches and wear.



WATER RESISTANT* AND EASY TO CLEAN

All our laminate floors have AquaSafe technology, which keeps your floor water resistant and simple to clean. The floors come with a wet warranty up to 15 years**.



NATURAL LOOK & FEEL

All our laminate floors are incredibly true to nature in their design and structure. Additionally, the floor will maintain its color and will not fade over time.



EASY TO INSTALL

Just click into place with the glueless PerfectFold™ and Uniclic® click system.



PERFECT FINISH

From faultless installation, to seamless finishing and worry-free maintenance of your beautiful new floor. Choose from the wide range of accessories.



LIFETIME WARRANTY**

All Pergo laminate floors have a lifetime warranty.

* Tested according to ISO 4760 (no leakage) and is not following EN13553 standards designed for welded resilient floor coverings.

** For full warranty description go to pergo.com.



RESISTANT TO SCRATCHES & WEAR

TITANX™ - TOUGH PER DEFAULT

Every plank of a Pergo laminate floor is covered with our patented TitanX™ technology, which means it has high resistance to wear and scratches.

This superior toplayer ensures those high traffic areas like kitchens, hallways and living rooms are well protected - and you can let kids do what they do. Be wild.

Read more about the build-up of a laminate plank and our extra durable options, on page 56.



AQUASAFE

BECAUSE LIFE'S TOO SHORT
TO WORRY ABOUT WATER

All Pergo laminate floors have AquaSafe, our in-house developed technology that creates a sealed, watertight* surface all the way down into the bevels, preventing water from penetrating the floor. It simply stands on the surface and you can easily wipe it away.



* Tested according to ISO 4760 (no leakage) and is not following EN13553 standards designed for welded resilient floor coverings.



NATURAL ON A WHOLE OTHER LEVEL

SENSATION FLOORS - SEE AND FEEL THE DIFFERENCE
With Pergo Sensation laminate, you won't believe it's not real wood. It offers the look of nature with authentic shades and grains, combined with a deep tactile structure and a warm, matte finish.

- Deeper, more authentic structure
- Refined bevels with extra natural look
- Matte finish for a premium feel

Deep, authentic, and tactile structure, finished with a matte surface.



The wood pattern on the floor extends into the bevels, creating a smooth, harmonious look.



HOPEFULLY, WE WON'T SEE YOU AGAIN FOR A LIFETIME

It's not that we don't love or appreciate you, as we very much do. It's just that for greater sustainability, we all need to buy less and demand more of the products we use. Our floors are crafted to endure – from the moment they're installed into your home, for a lifetime.

BUY FOR A LIFETIME

We are so confident in the durability of our floors that they come with a lifetime warranty. Which is good for both you and the environment.

CHOOSE ECO-CERTIFIED

All our laminate and wooden floors are certified with the prestigious EU EcoLabel and Nordic Swan Ecolabel. Actually, we were the first ever to be awarded the latter for a floor – all the way back in 1995.

JOIN OUR LOVE OF WASTE

We make the core of our laminate floor out of recovered wood.



Information sur le niveau d'émission de substances volatiles dans l'air intérieur, présentant un risque de toxicité par inhalation, sur une échelle de classe allant de A+ (très faibles émissions) à C (fortes émissions).



WE PUT WASTE IN OUR FLOORS

WE PUT WASTE IN OUR FLOORS

We really, really dislike wasting resources, which is why the HDF (High Density Fibreboard) in your breathtakingly beautiful Pergo laminate floors are made from recovered wood. A waste product we get from sawmills, roadside maintenance, and similar sources.

TOUGH FLOORS FOR ROUGH PLAY

Pergo laminate floors are designed for a lifetime of use – and are literally ready for whatever life, or the kids, throws at them. We make our floors tough and hardwearing for two reasons. First, we don't want you to have to worry about your floor keeping up with you and your family. Secondly, products with an extended lifespan have a reduced impact on our planet's resources.

LIFETIME WARRANTY*

As if the incredible durability of a Pergo floor wouldn't be enough – each floor also comes with a lifetime warranty. Yes, that's quite amazing. We want you to rest assured that your Pergo floor will stand by you, no matter what life brings. While also reducing our environmental footprint, as the floor's lifespan extends way beyond the ordinary. Directly contributing to less consumption and waste and paving the way to a more sustainable future.

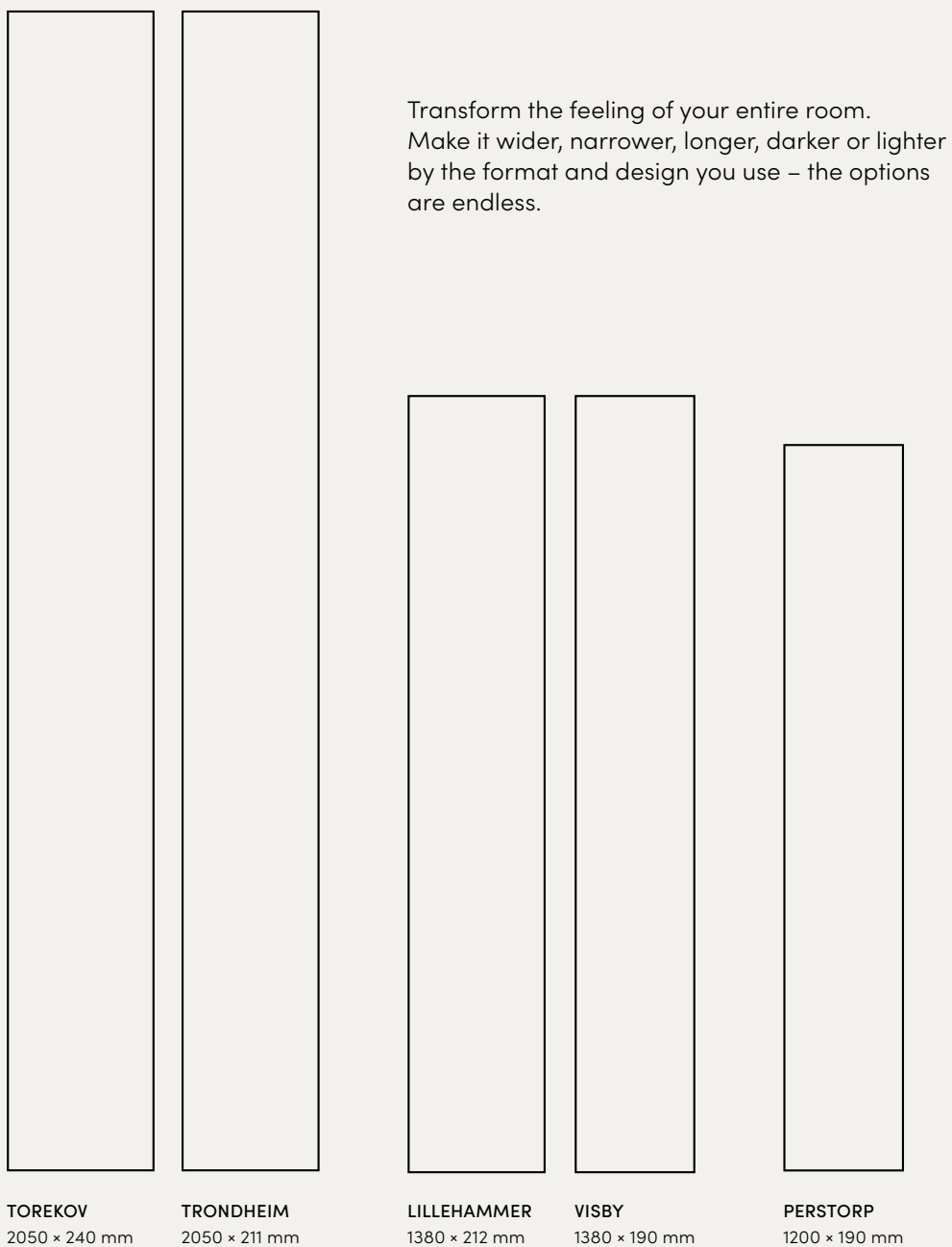



* For full warranty conditions visit pergo.com.

OUR COLLECTIONS

Scandinavian never goes out of style. The same goes for functional design. Our complete range of Pergo laminates delivers just that. Whether you want the high-quality feel of Trondheim's long planks, the natural look of Lillehammer or the classic infinite look of Perstorp, there's a floor to fill your every need.


And all of them are designed to be durable and water resistant. So your kitchen, hallway, bedroom or living room is a pleasure to come home to. Always.





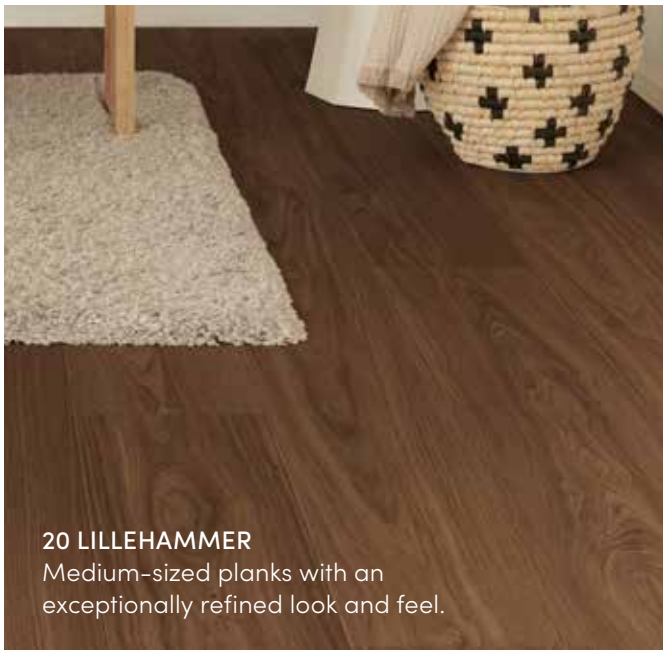
14 TRONDHEIM

Long planks that give your room a classy look.



30 VISBY

Medium-sized planks with authentic finish.



20 LILLEHAMMER

Medium-sized planks with an exceptionally refined look and feel.




34 PERSTORP

Standard-sized or 3-strip planks without bevel, for an endless effect.



26 TOREKOV

Long, wide planks that make your room look spacious.



44 ACCESSORIES

Use our large range of accessories to mix and match. From skirtings to stair noses, underlays to profiles, Pergo got you covered.





TRONDHEIM

Trondheim's long planks give your floor that classic premium wood look that just never goes out of style. With its emphasis on a Nordic city of sea and salt, fjords and fine dining, you can replicate that modern, classy feel in your home.

With its 4-way bevel and deeper, more natural textures, Trondheim gives you that authentic, true-to-nature feel that makes it almost impossible to tell the difference from real wood.



TRONDHEIM L0361-06411 ROMANTIC NATURAL OAK
PROFILE PGINCP06411





DESIGN MEETS DURABILITY

Like all Pergo floors, Trondheim is extremely durable, covered with both TitanX™ protection and AquaSafe technology so it looks its best for years to come.

TRONDHEIM L0361-06402 BROWNE OAK
PROFILE PGINCP06402



ROMANTIC LIGHT
GREY OAK
● L0361-06408



BLONDE OAK
● L0361-06398



LIGHT GREY OAK
● L0361-06404



LIGHT BEIGE OAK
● L0361-06405



ROMANTIC GREY OAK
● L0361-06409



ROMANTIC GREIGE OAK
● L0361-06410



FRESH NORDIC OAK
● PRO L0261-06399
● L0361-06399



SPRING OAK
● L0361-06406



ROMANTIC NATURAL OAK
● L0361-06411



BEIGE OAK
● PRO L0261-06400
● L0361-06400



WARM NATURAL OAK
● L0361-06401



MAROON OAK
● L0361-06407



BROWNE OAK
● PRO L0261-06402
● L0361-06402



DARK MATURE OAK
● L0361-06403



COLOUR MATCHING
ACCESSORIES
SEE PAGE 51

TRONDHEIM

2050 × 211 × 9,5 MM | PREMIUM BEVEL

Choose from 14 different designs to suit every style & taste, for every room. 9 unique planks give your floor a natural look without looking the same all over, while the 4-way bevel really emphasizes the size and width of the planks.

And with the PerfectFold™ click system, installation is as easy as it can be.



*LILLEHAMMER IS OUR
MOST REFINED FLOOR*



LILLEHAMMER L0344-04765 PURE GREY OAK
SKIRTING PGSK04765



LILLEHAMMER L0344-04765 PURE GREY OAK

LILLEHAMMER

Lillehammer is an exceptionally refined laminate floor with a distinct texture and incomparable natural look and feel. With its medium-sized planks and tasteful decors it transforms any room into a modern and welcoming home. It's Nordic, classic and stylish.





FLOORS THAT ARE LIFE-PROOF

Every plank of a Pergo laminate floor is covered with our patented TitanX™ that gives your floor high resistance to wear and scratch throughout its lifetime. This technology not only prolongs the life of the floor but makes it hygienic and easy to clean.

So it will take a beating, even if you drop that vase or dance around in your high-heels.



LILLEHAMMER L0344-04761 MODERN WALNUT
SKIRTING SFPSCLICKPAINT126



WHITE PAINTED OAK
 ● PRO L0244-04753
 ● L0344-04753



MATURE WHITE OAK
 ● PRO L0244-04748
 ● L0344-04748



SELECT WHITE OAK
 ● PRO L0244-04757
 ● L0344-04757



LIMEFJORD OAK
 ● PRO L0244-04759
 ● L0344-04759



PURE MIST OAK
 ● PRO L0244-04764
 ● L0344-04764



PURE GREY OAK
 ● PRO L0244-04765
 ● L0344-04765



MATURE TAUPE OAK
 ● PRO L0244-04751
 ● L0344-04751



PURE OAK
 ● PRO L0244-04763
 ● L0344-04763



SELECT BEIGE OAK
 ● PRO L0244-04750
 ● L0344-04751



SELECT OAK
 ● PRO L0244-04749
 ● L0344-04749



PURE BROWN OAK
 ● PRO L0244-04766
 ● L0344-04766



MODERN WALNUT
 ● PRO L0244-04761
 ● L0344-04761



MATURE BROWN OAK
 ● PRO L0244-04756
 ● L0344-04756



BLACK PAINTED OAK
 ● PRO L0244-04755
 ● L0344-04755



COLOUR MATCHING
 ACCESSORIES
 SEE PAGE 51

LILLEHAMMER

1380 x 212 x 9 MM | PREMIUM BEVEL

Lillehammer comes in a standard length that is easy to carry home. There are 14 different designs to match your taste and 9 unique planks to give your floor that natural wood look. The 4-way bevel really makes the plank stand out.







TOREKOV

Want that premium look you get from extra long, extra wide planks? Taking its inspiration from the village based on a rocky peninsula in southern Sweden, Torekov helps you create that vibrant, relaxed and natural feeling, especially for large rooms like living rooms.

With its 4-way bevel and deeper, more natural textures Torekov adds Sensation to your room. It feels authentic. Natural. Just like real wood.



TOREKOV L0362-03865 CHALKED NORDIC OAK
SKIRTING PGSK03865



TOREKOV L0362-03865 CHALKED NORDIC OAK



LIGHT FJORD OAK

● PRO L0262-03862
● L0362-03862

SIBERIAN OAK

● PRO L0262-03568
● L0362-03568

ROCKY MOUNTAIN OAK

● PRO L0262-03570
● L0362-03570

FJORD OAK

● PRO L0262-03863
● L0362-03863

CHALKED NORDIC OAK

● PRO L0262-03865
● L0362-03865

SEASIDE OAK

● PRO L0262-03571
● L0362-03571



BEACH TOWN OAK

● PRO L0262-03870
● L0362-03870



CHATEAU OAK

● PRO L0262-03589
● L0362-03589



LODGE OAK

● PRO L0262-03864
● L0362-03864



COUNTRY OAK

● PRO L0262-03590
● L0362-03590



COLOUR MATCHING
ACCESSORIES
SEE PAGE 51

TOREKOV

2050 × 240 × 9,5 MM | PREMIUM BEVEL

Torekov Sensation flooring adds great looks to make a room classy.

Choose from 10 different designs to suit every style & taste.

8 unique planks give your floor a natural look without looking the same all over, while the 4-way bevel really emphasizes the size and width of the planks.

Installation is easy with the PerfectFold™ click system.





VISBY L0331-03374 COASTAL OAK
SKIRTING SFPSKCLICKWHITE126



VISBY L0331-03374 COASTAL OAK

VISBY

With their matt finish, modern looks and Sensation technology, Visby floors give you that natural, authentic finish with true, deeper colours and imperfections that make it hard to tell from the real thing.

And with AquaSafe technology they surface is watertight, all the way down into the bevels.



VISBY L0331-03373 BRUSHED WHITE PINE



FROST WHITE OAK
 ● PRO L0231-03866
 ● L0331-03866



BRUSHED WHITE PINE
 ● PRO L0231-03373
 ● L0331-03373



MODERN DANISH OAK
 ● PRO L0231-03372
 ● L0331-03372



NEW ENGLAND OAK
 ● PRO L0231-03369
 ● L0331-03369



COASTAL OAK
 ● PRO L0231-03374
 ● L0331-03374



CITY OAK
 ● PRO L0231-03868
 ● L0331-03868



SCRAPED VINTAGE OAK
 ● PRO L0231-03376
 ● L0331-03376



MANOR OAK
 ● PRO L0231-03370
 ● L0331-03370



VILLAGE OAK
 ● PRO L0231-03375
 ● L0331-03375



FARMHOUSE OAK
 ● PRO L0231-03371
 ● L0331-03371



STUDIO OAK
 ● PRO L0231-03867
 ● L0331-03867



LIMED GREY OAK
 ● PRO L0231-03367
 ● L0331-03367



URBAN GREY OAK
 ● PRO L0231-03368
 ● L0331-03368



BLACK PEPPER OAK
 ● PRO L0231-03869
 ● L0331-03869



COLOUR MATCHING
 ACCESSORIES
 SEE PAGE 51

VISBY

1380 x 190 x 8 MM | PREMIUM BEVEL

Visby floors with Sensation technology give you that natural, authentic wood look. Choose from 14 different designs to suit every style & taste, for every room. 10 unique planks give your floor a genuine wood feel without looking the same all over. The 4-way bevel really emphasizes the size and width of the planks.





PERSTORP IS A MODERN SCANDINAVIAN CLASSIC

It appeals to any room in the home and is a new take on the original laminate floor invented by Pergo over 40 years ago.

PERSTORP L0370-04094 WARM NATURAL OAK
PROFILE PGINCP04094
SKIRTING SFPSKCLICKPAINT126



PERSTORP

A new take on the original laminate floor from over 40 years ago. Perstorp is a modern Scandinavian classic that appeals to any room in any home. And with no bevel edging, these floors make your rooms look endless – no matter how big or small they are.

The name itself, Perstorp, is a tribute to the Swedish village where laminate flooring once was born. And the designs are highly influenced by the Scandinavian heritage.



PERSTORP L0370-04390 NATURAL BEIGE OAK
PROFILE PGINCP04390
SKIRTING PGSK04390



SEA STACK OAK
● L0370-05027



BEIGE SAND OAK
● L0370-04093
● PRO L0270-04093



NORDIC WHITE ASH,
3-STRIP
● L0370-08012



FRESH OAK
● L0370-05788



NATURAL BEIGE OAK
● L0370-04390



VINEYARD OAK
● L0370-05023



WARM NATURAL OAK
● L0370-04394
● PRO L0270-04394



CLASSIC OAK, 3-STRIP
● L0370-08013



NATURAL HONEY OAK
● L0370-04085



NATURAL OAK
● L0370-01804
● PRO L0270-01804



ELEGANT OAK, 3-STRIP
● L0370-08014
● PRO L0270-08014



SUNLIT OAK
● L0370-05794



COLOUR MATCHING
ACCESSORIES
SEE PAGE 51

PERSTORP

1200 x 190 x 8 MM | NO BEVEL

Perstorp floors have no bevel. They give your floor that endless look. Tough and hard-wearing, they are water resistant thanks to AquaSafe technology. Choose from 12 different Scandinavian influenced designs to suit every style & taste, for every room. 10 unique planks give your floor a natural look without looking the same all over.



IT ALL STARTS WITH THE FLOOR

IDEAS AND INSPIRATION FROM AN INTERIOR DESIGNER

We sat with Pella Hedeby, Swedish interior designer and stylist, to get tips on what to think about when you decorate your home. Pella has lots of experience in decorating private homes and commercial premises and is passionate about what materials you should choose and everything else about interior design, from flooring to colour combinations.



What are the main things you should think about, when decorating your home?

The bases are everything. If you have well-thought-out material choices that follow a common theme through your home, then you have a great base for the way you furnish. "Less is more" may be a bit of a tired expression, but it's so true. Put lots of thought into what you add. Often it doesn't take much to create that homely feeling. Less "things" make it easier to keep your house tidy and enjoy what you have.

What are the future trends of colours and colour combinations?

I have a restrained approach to trends. Whether it's colours, materials or things. Sure, I can be inspired by something new, but I always ask myself, "Is it something I could live with over time? Did I like this 10 years ago and will I like it after 10-20 years?"

Having said that we see more colour and playfulness in many places today. Together with a minimalist, stripped-down, toned-down expression. It's important to remember that we are all different. Some people constantly need

new impressions and a lot of pulse to get energy. I belong to the group that takes in the smallest shade, filled with a streak of light, a scent and feeling in a texture. So I need to scale back and minimize things to experience balance and harmony.

In my world, materials and textures set the tone and feeling in a room. Then you can work with the smaller details.

Tone-in-tone or mixing your favourites. Like when you put together a bouquet of flowers, layering shapes and colours.


"CHOOSE A FLOOR THAT LASTS OVER TIME"

What things about flooring should you think about if you want to give a room extra space?

Lighter shades give you a more airy feeling. It's the same when you add colour to other surfaces. It reflects light and gives you that feeling of space.

Any rules about combining colour on floors and walls?

When decorating a new home, or renovating from scratch, my tip is to always start with the floor. You lay a floor so it lasts a long time, slightly more long-lasting than the colour



of the walls. The floor forms a large part of the interior and the feeling in the room. The sense of style is set with the floor and the choice of skirtings should be in harmony with the architecture. A great way to put it all together is to create a mood board with samples of materials, colours and inspirational images.

Should flooring in different rooms have to match each other, or should I see each room as unique?

I think it's nice to think holistically and let one material be the base everywhere. But different rooms naturally have different functional requirements. So I would say that it's increasingly common to mix different types of floors based on function and focusing on sustainability.

What's the biggest mistake people make when choosing a new floor?

Many people start with colours and other materials and interior details, leaving the floor as a compromise. I suggest you turn that upside down. The main thing is to choose a floor that

lasts over time. It's costly and time consuming to replace a floor, so choose what is the base of your home carefully.

Any thoughts regarding mixing different types of wood on floors and furniture?

Instead of mixing different types of wood flooring, I'd mix and match different types of wood on floors with other furnishings. For example, it's nice to mix furniture and interior details with a vintage patina that contrast with the choice of materials. I think natural material choices are always welcome elements that add a genuine feeling to any home. If there is a "rule", it's better that it's a complete, natural contrast than something that melts together – but doesn't really. Here you can balance the feeling that if a floor takes loads of space, you can add something to balance it. Like adding a rug and then furnishing with wooden furniture. Or working with wood in smaller details, a hook strip, a wooden bowl or the frames around, art on the wall...



PELLA HEDEBY
INTERIOR DESIGNER



YOUR FLOOR – FINISHED IN STYLE

Choose from our wide range of accessories to give your interior that perfectly finished look and feel. From seamless transitions to stairs or walls, silent underlays to improve your comfort or a skirting that finishes off the room in style. Details make perfection.

UNDERLAYS

Make a great floor greater. Underlays increase walking comfort, improve your room's acoustics, avoid creaking noises, support the click system and protect floors from rising moisture and rising damp. They can be combined with underfloor heating too.

SKIRTINGS

Finish the look with colour matching skirtings, or complete your interior style with one of the many paintable white shapes.

PROFILES

Hide those saw cuts and give your floor room to expand with profiles. Create a smooth transition with the colour matched Incizo® profile.

ALL YOU NEED TO INSTALL, FINISH AND MAINTAIN YOUR FLOOR

A laminate floor is more than the planks you walk on. It's a complete home decor solution. That's why Pergo also offers a full line of accessories. Everything you need for trouble-free installation, finishing and maintenance.



1. UNDERLAYS

Enjoy walking on quiet floors without creaks? Choosing the right underlay can improve your living comfort significantly.



2. SKIRTINGS

Give your interior that stylish impression with skirtings that have the same look as the floor. You can also go for the white and paintable skirtings to match the colour of the wall.




3. EXPANSION PROFILES

Floors in connecting rooms melt together thanks to a colour matched expansion profile. Read about our Incizo® 5-in-1 solution on page 54.



4. ADAPTER & END PROFILES

An elegant way to make a transition when laminate floors meet other surfaces. Use an end profile between laminate and windows and an adapter profile between laminate and lower floor surfaces. Available in our Incizo® 5-in-1 solution.



5. STAIR RENOVATION

Pergo's flooring is an excellent choice for staircases. Our Stair noses and Stair covers provide an elegant finish to each step.

UNDERLAYS

CHOOSE THE UNDERLAY THAT'S RIGHT FOR YOU.

1. Decide where you want to install the underlay. Our underlays give you excellent sound insulation. Walking sound reduction shows you how much sound is reduced in the room. Impact sound reduction indicates how much sound is reduced to the rooms below.
2. Check your subfloor: is it wood or concrete?
3. Take a knife to cut the rolls and use our Pergo tape (NETAPE50) to connect them.



LILLEHAMMER L0344-04759 LIMFJORD OAK



**FOAM UNDERLAY
WOOD SUBFLOORS**

Qualitative and budget-friendly underlay for rooms where there is less traffic. Compatible with underfloor heating. Foam underlay can be used in buildings certified with the Nordic Swan mark. Thickness 2 mm. 15 m²/roll

PGUDLFOAM15B

Walking sound reduction ●●●○○
Impact sound reduction ●●●●○



**SMART UNDERLAY
WOOD SUBFLOORS**

100% recyclable all-round underlay for rooms with frequent traffic. Compatible with underfloor heating. Smart underlay can be used in buildings certified with the Nordic Swan mark. Thickness 3 mm. 15 m²/pack.

PGUDLSMART15

Walking sound reduction ●●●●○
Impact sound reduction ●●●○○



**FOAM+ UNDERLAY
CONCRETE SUBFLOORS**

Qualitative and budget-friendly underlay for rooms where there is less traffic. It has an integrated vapour barrier with an overlap and tape strip. Compatible with underfloor heating. Thickness 2 mm. 15 m²/roll.

PGUDLFOAMPLUS15

Walking sound reduction ●●●○○
Impact sound reduction ●●●●○



**SMART+ UNDERLAY
CONCRETE SUBFLOORS**

100% recyclable all-round underlay for rooms with frequent traffic. This underlay has an integrated vapour barrier with an overlap and tape strip. Compatible with underfloor heating. Smart+ underlay can be used in buildings certified with the Nordic Swan mark. Thickness 3 mm. 15 m²/pack.

PGUDLSMARTPLUS15

Walking sound reduction ●●●●○
Impact sound reduction ●●●○○



SILENT WALK UNDERLAY
WOOD AND CONCRETE SUBFLOORS.**


A strong, durable underlay that's perfect for rooms with heavy traffic such as your living room, hallway or kitchen. It offers optimal sound reduction and the highest efficiency for underfloor heating and cooling systems. It comes with an integrated vapour barrier to protect your floor against rising damp. Silent Walk is composed of renewable raw materials, such as plant-based oils and natural occurring fillers. Thickness 2 mm. 7 m²/roll.

PGUDLSW7

Walking sound reduction ●●●●●
Impact sound reduction ●●●○○

*When installing the Silent Walk Underlay on concrete floors or on top floorheating, tape the edges of the underlay with a damp-proof tape (NETAPE50). Don't do this when installing on wooden subfloors.

** Cradle to Cradle Certified® products are awarded certification based upon their performance across five critical areas of sustainability: Material health, Product Circularity, Clean Air & Climate Protection, Water & Soil Stewardship and Social Fairness.



QUICKHEAT. THE SMART WAY TO UNDERFLOOR HEATING.

QuickHeat is the smart, economic, comfortable way to heat your floors. No more slippers, just walking, relaxing and playing on a warm, welcoming floor. Pergo QuickHeat includes a heating foil that produces the heat, insulation plates to help radiate the heat upwards and two dampproof separation layers that block damp that could rise from the subfloor and protect from surface leakage.

Not sure how to plan your QuickHeat underfloor heating, or how much you'll need? You'll find step-by-step instructions on the Pergo website.



Step-by-step
instructions



QUICKHEAT FOIL

60 W / m². 230 V. Max installation 50 m².

NEUDLQH100X300, 1 × 3 m
NEUDLQH100X500, 1 × 5 m
NEUDLQH100X700, 1 × 7 m
NEUDLQH120X300, 1,2 × 3 m
NEUDLQH120X500, 1,2 × 5 m
NEUDLQH120X700, 1,2 × 7 m



QUICKHEAT INSULATION PLATES

Insulation plates. 120 × 50 × 0,7 cm.

10 plates/pack. 0,6m²/plate, 6m²/pack.

Thickness: 7 mm. Use of vapour barrier is recommended. Place PE film NEUDLSCREEN34 under QuickHeat insulation plates as well as on top of QuickHeat foils.

NEUDLQHPLATE



CONTROLLER KIT, WIRELESS

12 × 10 × 3,5 cm.

Multi room control via app on smartphone.

Plug in with power plug.

Three programs: constant, day / night and weekly program 5 + 2.

NEQHKITWIFI



PE FILM (POLYETHYLENE)

12,5 × 2,7 m = 33,75 m²/roll.

Protects flooring from moisture vapour rising from a mineral or concrete subfloor. Useful lifetime 50 years.

Thickness: 0,2 mm.

Material: Polyethylene, alkaline resistant.

NEUDLSCREEN34



EXTENSION CABLES

Foils are plugged together via a connector system. You can plug a cable in the last foil directly to the thermostat.

NEQHEXTCAB100, 1m

NEQHEXTCAB300, 3m

BUILT-IN SAFETY

QuickHeat has a built-in electrical safety feature that automatically disconnects power if there is a failure – so you never have to worry. Easy to install, the system is certified for do-it-yourself, no need for an electrician. It fulfills international standards for removable floors.

WIRELESS THERMOSTAT IN EVERY ROOM

Fine-tune the temperature of each room using the thermostat, or warm up the house remotely using an app on your smartphone.


SKIRTINGS FOR A PERFECT FINISH

When it comes to laminate flooring, beauty really is in the details. What would the new living room floor be without the skirtings to match?



For full article number, scan or go to pergo.com

COLOUR MATCHED SKIRTINGS




COLOUR MATCHED STANDARD SKIRTING
2400 x 12 x 58 mm
PGSK(-)

WHITE SKIRTINGS



WHITE SMALL SKIRTING

CLICKABLE
1260 x 12 x 50 mm
SFSKCLICKWHITE126
2400 x 12 x 50 mm
SFSKCLICKWHITE240



WHITE MEDIUM SKIRTING


CLICKABLE
1260 x 12 x 70 mm
SFPSKCLICKWHITE126
2400 x 12 x 70 mm
SFPSKCLICKWHITE240



WHITE LARGE SKIRTING

CLICKABLE
1260 x 14 x 100 mm
SFTSKCLICKWHITE126
2400 x 14 x 100 mm
SFTSKCLICKWHITE240

PAINTABLE SKIRTINGS



PAINTABLE SCOTIA SKIRTING

STANDARD
2400 x 17 x 17 mm
PGSCOTPAINTA



PAINTABLE SMALL SKIRTING

STANDARD
2400 x 12 x 58 mm
PGSKPAINTA



PAINTABLE MEDIUM SKIRTING

STANDARD
2400 x 14 x 77 mm
PGPSKPAINTA



PAINTABLE LARGE SKIRTING

-



PAINTABLE COVER SKIRTING

STANDARD
2400 x 16 x 129 mm
PGISKRCOVER

-	<p>CLICKABLE 1260 x 12 x 50 mm SFSKCLICKPAINT126 2400 x 12 x 50 mm SFSKCLICKPAINT240</p>	<p>CLICKABLE 1260 x 12 x 70 mm SFPSKCLICKPAINT126 2400 x 12 x 70 mm SFPSKCLICKPAINT240</p>	<p>CLICKABLE 1260 x 14 x 100 mm SFTSKCLICKPAINT126 2400 x 14 x 100 mm SFTSKCLICKPAINT240</p>	-
---	---	---	---	---

WATERPROOF
2400 x 12 x 58 mm
PGHSK58PAINT



TRONDHEIM L0361-06399 FRESH NORDIC OAK



NEW - CLICKABLE SKIRTINGS

Our new invention of clickable skirtings is made with a mission, to make installing smoother and the finish seamless.

EASY TO INSTALL

Thanks to our internally developed Uniclic® system skirting installation has never been easier and quicker. No tools needed, just click and go.

SEAMLESS FINISH

The ingenious design ensures the joints of your skirtings will meet seamlessly without any unsightly gaps.

MANY CHOICES

The skirtings come in a variety of lengths and heights to fit all needs.

WATER RESISTANCE MADE EASY

Installing a water resistant floor is really easy. Follow the steps below and get your laminate floors ready for splashes, damp and the kids' indoor water games.

THREE STEPS TO GIVE YOUR FLOOR A WATERTIGHT FINISH

1. FOAMSTRIP

20 × 1 m × Ø 10 mm

An elastic filler for gaps around the floor perimeter.

NEFOAMSTRIP20

2. AQUA SEALANT

310 ml

Transparent silicone to combine with the Foamstrip for a watertight finish of your floor. One tube seals 15 m.


PGKITTRANSP

3. HYDROSTRIP

15 m

Transparent strip for a watertight finish of your skirting.

NEHSTRIPSK15



NEW LAMINATE STAIR COVERS - THE FAST, EASY UPGRADE OF YOUR STAIRS

Upgrade your staircase effortlessly with our Laminate Stair Covers. This solution is perfect for renovating the stairs yourself. The covers are designed to be placed directly on top of your existing steps, making them an ideal choice for those who want to upgrade their stairs without a full renovation. You also have the possibility to seamlessly match with your staircase with your floor.



LAMINATE STAIR COVERS

Laminate Stair Covers are designed to be placed directly on top of your existing steps. They are scratch, wear, and water resistant, which make them perfect for active households, providing both durability and easy cleaning.

And thanks to the simple installation, it's an efficient way to renovate your staircase. Available in two different lengths.

PGSTRBTRO(-) 95 cm length
PGSTRBTRO(-) 120 cm length

For full article number, and to calculate how much of the product you need, go to pergo.com

QUICK AND EASY INSTALLATION

The covers are designed to be placed directly on top of your existing steps. And they are really fast and easy to install with Multigluue.

COLOR MATCHED FINISH

Use the same decor on your Stair Cover as on your floor to give your home that seamless look. Thanks to the stair cover being produced out of real floor planks, the color matches perfectly. Available for selected Trondheim decors.

SCRATCH AND WEAR RESISTANT

A stair that will keep its good look years and years to come. Thanks to the Stair Covers being produced from real laminate planks, they have the same high resistance to scratch and wear.

2 INSTALLATION OPTIONS



COLOUR MATCHED RISERS INSTALLATION
Gives your stair a seamless look from top to bottom.



PAINTED RISERS INSTALLATION
Install just the treads and paint the rest in the same colour as the wall.

5 PERFECT FINISHES IN 1 SINGLE PRODUCT


Made from wear and scratch resistant laminate, Incizo®-patented profiles make the perfect match for your floor. An all-in-one solution that provides a seamless result.

Simply cut the profile to the shape you need with the included knife. Suitable for flooring heights 7 – 10 mm.




THE INCIZO® PROFILE
2150 x 48 x 13 mm

PGINCP(-)
For full article number, see colour matrix on pergo.com




EXPANSION PROFILE
From laminate to laminate.



END PROFILE
Finishing up to threshold, sliding doors, etc.



ADAPTER PROFILE
From laminate to ceramic, vinyl or linoleum.



TRANSITION PROFILE
From laminate to carpet.



STAIR NOSE
Use at the top of the stairs or as you step down into a room.



STAIR NOSE, FLUSH
For a flush finish on stair treads.

For full article number, go to pergo.com

For more information about Incizo® profile please visit our webpage.



THE INCIZO® SUBPROFILE
2150 mm
Is required for stair application and has to be ordered separately.


NEINCPBASE(-)
For full article number, go to pergo.com



NEW METAL PROFILES

Slim and elegant profiles in wear and scratch resistant aluminium.

AVAILABLE IN 5 COLOURS:



ADAPTER PROFILE
 2000 x 40 x 10 mm
 To cover the expansion gap between a higher and a lower floor. Surface: aluminium.
 SFADPSILV | SFADPCOFF | SFADPCLAY | SFADPCHAM | SFADPBLACK



EXPANSION PROFILE
 2000 x 31 x 10 mm
 To cover the expansion gap between two floors of the same height. Surface: aluminium.
 SFEXPSILV | SFEXPCOFF | SFEXPCLAY | SFEXPCHAM | SFEXPBLACK




END PROFILE
 2000 x 21 x 10 mm
 To cover the expansion gap between floor and e.g. wall, window or threshold. Surface: aluminium.
 SFENPSILV | SFENPCOFF | SFENPCLAY | SFENPCHAM | SFENPBLACK



MULTIFUNCTIONAL PROFILE SILVER
 1860 x 47 x 16 mm
 Expansion profile and adapter in one. Suitable for height differences of 0-12,3 mm.
 Height: 10 mm (uninstalled). Aluminium.
 PGPRSILV

A TOTAL FLOOR SOLUTION

Pergo laminate flooring is well known for being easy to install. Naturally, we have all the accessories you need to do the job with ease and to keep your floor in perfect condition.





1

MULTIGLUE

290 ml

This multifunctional glue is your trusted companion while installing all Pergo accessories, whether it's skirtings or profiles - this glue is the perfect match, one tube for 15 running metres of skirtings.

PGGLUE290

2

COLOURED SEALANT

310 ml

Acrylic-based paste for a beautiful finish between skirtings and walls. Available in 14 different colours. One tube for 15 running metres.

PGKIT(-)B

For full article number, see matrix on pergo.com

3

AQUA SEALANT

310 ml

Transparent silicone to use on top of the Foamstrip for a watertight finish of your floor. This is necessary to take advantage of our water resistance warranty. One tube for 15 running metres.

PGKITTRANSP

4

SAFESEAL

500 ml

Sealant for extra moisture protection of laminate floors that are not water resistant.

PGSEAL500

5

ADHESIVE TAPE

50 m × 5 cm

Self-adhesive aluminium tape that easily attaches your underlay for a moisture resistant installation.

NETAPE50

6

PIPE COVERS

2 pc / pack

These stainless steel covers finish your pipes and heating elements neatly.

Inner diameter: 18 mm. Outer diameter: 54 mm.

PGPCINOX18

Inner diameter: 22 mm. Outer diameter: 54 mm.

PGPCINOX22

7

INSTALLATION SET

Installation set that contains a tapping block, a metal crowbar and 20 spacers to quickly install your floor without damaging it.

PGTOOLA

8

FLOOR CLEANER

1l

This product thoroughly cleanses your floor, protects the surface and helps preserve its original appearance. It's biodegradable which makes it a truly sustainable choice. Floor cleaner has been specifically developed for Pergo floors.

PGCLEANECO1000

9

SPOT CLEANER

250 ml

This product removes even the most persistent stains, such as those from permanent markers, paint, red wine, kitchen spills and more. Spot cleaner has been specifically developed for Pergo floors.

PGSPOTCLEAN

10

REPAIR KIT

A quick and easy way to repair damaged planks in colours that match your Pergo floor. Contains 1 melting knife, 1 comb and 7 wax blocks. For more information on how to mix colours visit pergo.com.

PGREPAIR

11

CLEANING MOP

Microfibre mop washable up to 60 °C.

Compatible with the Pergo Cleaning kit.

PGSPRAYMOP

12

CLEANING KIT

Pergo Cleaning Kit includes everything you need for simple, effective and gentle cleansing of your Pergo floor. The kit includes: Floor mop including a refillable water tank, a reusable and washable microfibre mop and a bottle of Floor Cleaner 1L.

PGSPRAYKIT

10

TOUGH FLOOR OR EVEN TOUGHER FLOOR – GO PRO

Even if all Pergo laminate floors are more durable than most, there might be areas which need that extra strength. In that case Pergo laminate is available as a Pro collection.



1. SUPERIOR WEAR AND SCRATCH RESISTANCE LAYER
2. EVERLASTING DECOR
3. HIGH-PERFORMING HDF CORE
4. BACK STABILISER




SUPERIOR DURABILITY
For all-round medium use.
Lifetime warranty*.



PRO: OUTSTANDING DURABILITY
For areas with heavy use.
Lifetime warranty.

* Local exceptions may apply. For more info, visit pergo.com


DO YOU PREFER A FLOOR WITH OR WITHOUT BEVELS?



PREMIUM BEVEL

The bevel of the Pergo Sensation laminate floors is our highest-quality bevel, enhancing both the appearance and functionality of the floor, unlike anything you have seen before.

The wood pattern extends down into the bevel, creating a seamless, natural look. The bevel also features a superior coating, providing excellent water resistance.



NO BEVEL

The floor collection without a bevel (Perstorp) provide a smooth, continuous surface that is easy to clean.




THE PERFECT RESULT IS JUST A CLICK AWAY

WATCH STEP-BY-STEP VIDEOS ON PERGO.COM TO GUIDE YOU THROUGH THE WHOLE INSTALLATION PROCESS



TRY FLOORLAB

SEE HOW A FLOOR CAN CHANGE THE APPEARANCE OF YOUR HOME JUST BY UPLOADING A PHOTO.





PERGO®

Floors for real life

Product images may differ from actual product. The availability of products, or the products themselves, may change at any time without notice. With reservation for errors. Contents © 2025 by Unilin bv – division flooring. All Rights Reserved. The contents of this brochure may not be reproduced in whole or in part without prior written permission from the publisher. For consumer questions and retailers visit pergo.com.

Pergo is a quality product produced by UNILIN BV, division flooring, Ooigemstraat 3, 8710 Wielsbeke, Belgium

a brand of  UNILIN