

# PERGO®

WOOD PARQUET  
COLLECTION 2023-2024



# FLOORS FOR REAL LIFE

At Pergo we build strikingly beautiful, extremely hard-wearing floors. No shortcuts, no compromises, just the best in Scandinavian function, design and engineering. We invented laminate flooring and in fact, we've been innovating floors that have gone from strength to strength from the 1970's. Floors that are easy to install and maintain. And with one of the widest ranges around in wood, vinyl and laminate, you're sure to find the perfect one for you.

Come in and look around.

Cover: GOTLAND W3933-04856 POLAR OAK  
BORNHOLM W3971-04866 NATURAL OAK





## 04

---

### WHY PERGO WOOD FLOORS

With a lifetime warranty and StayClean care, you can enjoy your wood floors without worries for years to come.

## 08

---

### DURABLE. NATURALLY.

We produce our wood as sustainable as possible so we can continue to enjoy beautiful things from our planet.

## 10

---

### OUR COLLECTIONS

From long wide planks to herringbone, from soft light tones to warm dark nuances, there's a Pergo wood floor that's perfect for you.

## 38

---

### ACCESSORIES

Everything you need to install your wood floor and keep it looking its best throughout its lifetime. Choose matching skirtings and profiles for that stunning finish.



StayClean, an advanced protection that keeps your floor worry free - even from stains and scratches.

## WHY PERGO WOOD FLOORS

There's nothing more warming than the feeling of natural beauty under your feet from a wood floor. It's pure. Welcoming. Wood floors are timeless, elegant, understated, yet let you come home to a "wow" feeling.

And when you invest in a Pergo wood floor you know you're buying class that outlives trends.

Pergo parquet floors are all about wood without worry. They're tough, durable and easy to clean, thanks to Pergo StayClean technology.

This special surface and edge protection makes sure your floor keeps its beauty year after year. From planks to herringbone, from soft light tones to warm dark nuances, there's a Pergo wood floor that's perfect for you.

They're easy to install too. With up to lifetime warranty you can enjoy everyday elegance that's a pleasure to see and a privilege to walk on for years to come.

We work to minimize VOC (Volatile Organic Compound) indoor emissions. Our wood flooring is compliant with the stringent F4-star regulation, due to its extremely low formaldehyde emissions. Also for other VOC's, our wood floors meet stringent requirements such as the German AgBB, BREEAM, LEED, ...



### STAYCLEAN

Makes your wood floors extra resistant to spills and dirt.



### EASY TO INSTALL

Fast, easy installation with PerfectFold™ click system or Uniclic® click system. Just click in – then move in.



### F4-STAR

Our wood flooring is compliant with the stringent F4-star regulations, which makes it the best choice for your indoor air quality.



### PERFECT FINISH

From faultless installation, to seamless finishing and easy maintenance of your beautiful new floor. Choose from our wide range of accessories.



### LAYER ON LAYER

Treated with 7 layers of lacquer, our wood floors have excellent wear resistance.



### LIFETIME WARRANTY

Thanks to a robust and innovative construction, every Pergo wood floor is made to last, and that's why our products come with an extensive warranty.\*

\* For full warranty description, go to [pergo.com](http://pergo.com).





Without StayClean

# STAYCLEAN PROTECTS YOUR FLOOR FROM SPILLS AND DIRT


StayClean is a unique protection that adds extra resistance to spills and prevents dirt from getting stuck in the joints and wood texture. StayClean keeps your Pergo wood floors looking their best year after year.








With StayClean



Without StayClean




With StayClean

Other, untreated, wood floors can be penetrated by dirt and water.

StayClean protects your floor from spills & dirt.



An aerial photograph of a vast, dense forest of evergreen trees, likely spruce or fir, covering a large area. The trees are a vibrant green color, and the perspective is from directly above, looking down on the canopy. The text is centered over the middle of the image.

ALL OUR WOOD FLOORS ARE  
PRODUCED AS SUSTAINABLE  
AS POSSIBLE SO WE CAN  
CONTINUE TO ENJOY BEAUTIFUL  
THINGS FROM OUR PLANET.



# DURABLE. NATURALLY.

We produce flooring as sustainable as possible, constantly innovating to minimize the potential impact on our planet. Therefore, we (Unilin Group) have linked ourselves to the Science Based Targets Initiative\*. Our set and verified climate targets for 2030 put us firmly on the path to help limit global warming to 1.5°C, as outlined by the Paris Agreement. As the inventors of laminate flooring, we're proud to be the first producer to receive the EU Ecolabel for a floor.

## TREATING TREES WITH CARE

Our wood flooring is beautiful, easy to care for, and engineered for maximum environmental friendliness. We have a responsibility to produce it as sustainable as possible so we can continue to enjoy beautiful things from our planet.

Trees help us combat climate change by absorbing CO<sup>2</sup> and stimulating biodiversity. We use wood from fast-growing trees for the core of our wood floors. We only use slow-growing trees like oak for the top layers of our wood floors.

## SUSTAINABLY MANAGED FORESTS

Our wood floors carry the PEFC label, the most trusted certificate in sustainable sourcing. This guarantees our wood comes from sustainably managed forests and controlled sources. So we're sure our wood sourcing doesn't contribute to deforestation.

## CLEAN AIR INDOORS

We spend lots of time indoors, and there are many things that influence air quality, like ventilation, cleaning agents, candles, and even your furnishing materials and flooring. We produce flooring in-house so we know exactly which materials are involved and we can control emissions of harmful substances. Thanks to our Perfectfold™ click system, you don't need any adhesives.

## MINIMAL VOC EMISSION

We work to minimize VOC (Volatile Organic Compound) emissions. Formaldehyde is a VOC that's found in flooring. Formaldehyde emissions in our wood flooring is negligible and 5-10 times lower than EU restrictions. With these low values we are F4\* compliant, so there is no risk for you or your family.

## GREEN ENERGY PRODUCTION

Unilin, the group behind Pergo, has invested in green energy for many years. Today we are operating at 60% renewable energy thanks to windmills, solar panels and even two co-owned biomass plants.



\* Information sur le niveau d'émission de substances volatiles dans l'air intérieur, présentant un risque de toxicité par inhalation, sur une échelle de classe allant de A+ (très faibles émissions) à C (fortes émissions).


\* The Science Based Targets initiative (SBTi) is a collaboration between CDP, the United Nations Global Compact, World Resources Institute (WRI) and the Worldwide Fund for Nature (WWF). The SBTi defines and promotes best practice in science-based target setting, and independently assesses and validates companies' climate targets.  
\*\* For full warranty go to [Pergo.com](https://pergo.com).

# OUR COLLECTIONS

Scandinavian never goes out of style. Same goes for functional design. Our complete range of Pergo wood floors delivers just that. From classy, long, wide planks like Svalbard, and narrower, contemporary floors like Gotland and Bornholm, to designer Värmdö three strip and Saltholm, retro-chic herringbone.

All our wood floors are extremely well covered for everyday life.

Transform the feeling of your entire room.  
Make it wider, narrower, longer,  
darker or lighter by the planks you use.  
The options are endless.



**BORNHOLM**  
1820 x 145 mm

**GOTLAND**  
1820 x 190 mm

**SVALBARD**  
2200 x 220 mm

**VÄRMDO**  
2200 x 190 mm

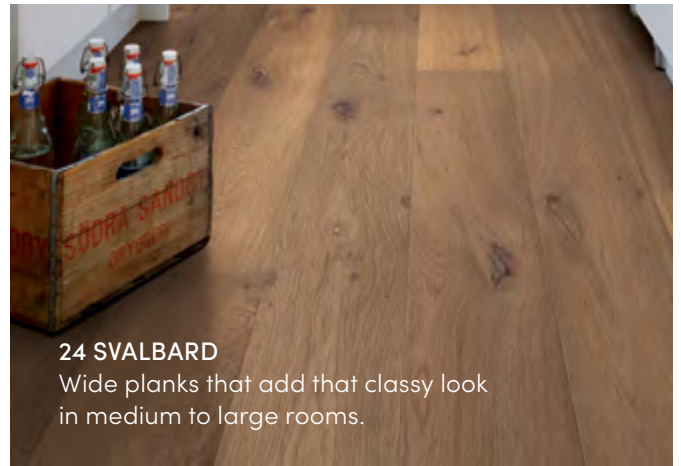
**SALTHOLM**  
580 x 145 mm

*To make sure we make the most of every part of the tree, our packages can contain planks that are split into multiple smaller planks. This does not only prevent us from having to discard valuable wood. It also provides you with start/stop planks without having to cut them from a full-length plank, which reduces waste at your end as well as ours.*

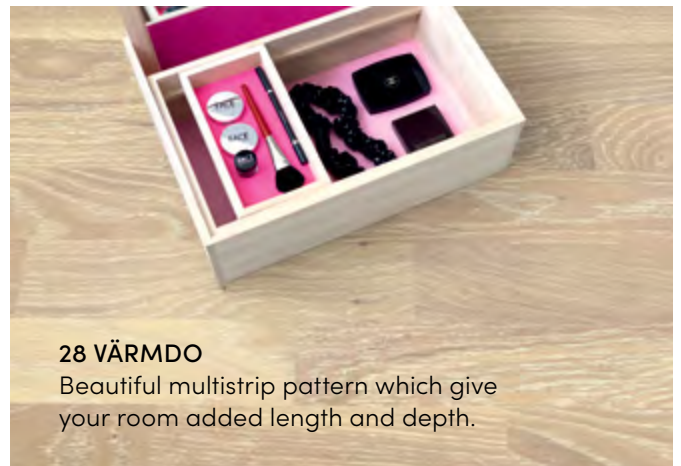





**14 BORNHOLM**  
Smaller planks for that clean, contemporary look in any room.




**24 SVALBARD**  
Wide planks that add that classy look in medium to large rooms.




**28 VÄRMDO**  
Beautiful multistrip pattern which give your room added length and depth.



**32 SALTHOLM**  
Classic Herringbone or square-pattern for that refined look.



**20 GOTLAND**  
Planks that contribute to creating a space with a luxurious feeling.



**38 ACCESSORIES**  
Accessories to make the perfect match. A complete range of skirtings, profiles and underlays to give your home that bit of extra added style.


# WHICH PERGO WOOD FLOOR IS JUST RIGHT FOR YOU?

Wood offers a wide variety of natural looks and beauty – That is expanded even further by adding different surface treatments and finishes. Browse around and find the floor and features that are right for you.


## BEVELS

Bevels define each individual plank, creating the feeling of an authentic wood floor.


Our collection features designs with no bevels, with bevels on the longest sides or on all four sides of the plank.



NO BEVEL




2-WAY BEVEL



4-WAY BEVEL


## GRADING

Each tree is unique. Even different parts of the same tree produce different appearances. Knots and grains that define and add character. That's why we've developed a grading system to help you find the floor you want. Visit [pergo.com](http://pergo.com) for more detailed information.




### SELECTED

Wood with small knots and a natural variation in colour and structure.



### ACCENT

Wood with medium knots and a pronounced variation in colour and structure.



### LIVELY


Wood with large knots and cracks and a lively variation in colour and structure. More rustic.

*Our classification system divides our wide range of floors into different categories: Selected, accent and lively. Even though each plank is unique, this will give you an idea of what your floor might look like in the end.*



## STRUCTURE

What wood would you like? Pergo floors are available in different structures to perfectly match the decor and feel of your home.




NO BRUSHED



BRUSHED

Brushing the surface of a wood plank accentuates the natural grain and enhances the authentic look and feel.




DEEP BRUSHED

The wood surface is treated with special brushes down the soft parts of the wood. Deep brushing enhances the natural wood feel.

## FINISHING


You can install all our floors with no extra surface treatment.

Our lacquers meet strict international emission norms, so you can enjoy your wood flooring knowing that it was made with respect for the environment and your indoor air.




HIGH-QUALITY OIL

Oil really puts emphasis on the authenticity of real wood and gives it an extra matt look that ages gracefully and is easy to repair and renew.



EXTRA MATT LACQUER

Our extra matt lacquer gives you the look of untreated wood with the performance and low-maintenance of lacquer.



MATT LACQUER

Enhances the colours of your wood floor, while letting the natural, authentic look shine through.



BORNHOLM W3914-03998 FAWN OAK





BORNHOLM W3914-03998 FAWN OAK



## BORNHOLM

Create that clean, contemporary look with narrow wood floors. Perfect for small spaces like bedrooms, they give that light, airy feel that only natural wood can.

They are great for underfloor heating and cooling systems too.



## STAYCLEAN FOR LIFE-PROOFED FLOORS

Pergo floors have StayClean Technology, so you won't have to worry about spilling liquids or staining your floor. It's perfect for kitchens and other areas where you might spill.








BORNHOLM W3914-04001 PEANUT OAK






BLEACH OAK\*\*  
W3971-06417

SELECTED | LIGHT BRUSHING  
MATT LACQUER




NATURAL ACCENT OAK  
W3913-05285

ACCENT | LIGHT BRUSHING  
EXTRA MATT LACQUER




FAWN OAK\*  
W3914-03998

SELECTED | NO BRUSHING  
EXTRA MATT LACQUER



NATURAL OAK\*\*  
W3971-04866

SELECTED | LIGHT BRUSHING  
EXTRA MATT LACQUER




DOVE GREY OAK\*\*  
W3971-04867

SELECTED | LIGHT BRUSHING  
EXTRA MATT LACQUER



WARM GREY OAK\*\*  
W3971-06418

SELECTED | LIGHT BRUSHING  
MATT LACQUER




GRAINS OAK\*\*  
W3971-06702

ACCENT | LIGHT BRUSHING  
EXTRA MATT LACQUER




PECAN OAK\*\*  
W3971-06703

ACCENT | LIGHT BRUSHING  
EXTRA MATT LACQUER




MILD WALNUT\*  
W0608-03999

SELECTED | NO BRUSHING  
EXTRA MATT LACQUER



PEANUT OAK\*  
W3914-04001

ACCENT | LIGHT BRUSHING  
EXTRA MATT LACQUER



COLOUR MATCHING  
ACCESSORIES  
SEE PAGE 44

## BORNHOLM

1820 × 145 × 13,5 MM | 2,5 MM SURFACE  
NO BEVEL / 2-WAY BEVEL\* / 4-WAY BEVEL\*\*

Get the clean look with Bornholm's 10 different designs. These narrow planks are perfect for smaller rooms and create that airy feeling. Easy to install with PerfectFold™ click system and works great with underfloor heating.









## GOTLAND

Taking their inspiration from the biggest island that Sweden has to offer, Gotland is a collection of real wood floors that transforms a room into a luxurious space. Gotland is coated with StayClean technology, so you're covered from spills and rough treatment.

Comes in lots of different details and shades - from vibrant light to warm dark wood.




GOTLAND W3940-04005 MUSTARD OAK





DAISY OAK\*  
W3933-03884

SELECTED | HEAVY BRUSHING  
EXTRA MATT LACQUER




POLAR OAK\*  
W3933-04856

SELECTED | LIGHT BRUSHING  
EXTRA MATT LACQUER




LIGHT STORM OAK\*  
W3933-05110

ACCENT | LIGHT BRUSHING  
EXTRA MATT LACQUER



BEIGE OAK\*  
W3933-05503

SELECTED | LIGHT BRUSHING  
EXTRA MATT LACQUER



ASHEN GREY OAK\*\*  
W3940-04004

LIVELY | HEAVY BRUSHING  
OILED




GREY OAK\*  
W3933-05502

ACCENT | LIGHT BRUSHING  
EXTRA MATT LACQUER



MUSTARD OAK\*\*  
W3940-04005

LIVELY | HEAVY BRUSHING  
EXTRA MATT LACQUER



SUNRISE OAK\*  
W3933-04003

ACCENT | LIGHT BRUSHING  
EXTRA MATT LACQUER




BOURBON OAK\*  
W3933-04006

ACCENT | LIGHT BRUSHING  
OILED



PLUM OAK\*  
W3916-06698

ACCENT | NO BRUSHING  
MATT LACQUER



COLOUR MATCHING  
ACCESSORIES  
SEE PAGE 44

## GOTLAND

1820 x 190 x 13,5 MM | 2,5 MM SURFACE  
2-WAY BEVEL\* / 4-WAY BEVEL\*\*

With 10 different designs to suit just your style, and a 2-way or 4-way bevel to give your room that infinity feeling, Gotland is an excellent choice for bedrooms, hallways and living rooms. It's super-easy to install thanks to the PerfectFold™ click system, and keeps its good looks with StayClean technology that is ultra-resistant to spills and dirt.

*StayClean technology is not available on oiled references.*





## SVALBARD

Premium homes deserve premium floors. With its wide planks, the Svalbard collection lets you create the ambience you want in large rooms. Wake up to the sunrise as the light sweeps across your majestic floor making every day feel just that bit more special. With 3 different designs, a 4-way bevel, and PerfectFold™ installation, you just install and enjoy.

SVALBARD W3948-03793 PATINA WHITE OAK







SVALBARD W3948-03790 GRANULE OAK

#### ENJOY YOUR FLOOR

Preparation is the key to achieving the perfect results. Before installing your new Pergo wood floor, be sure to select the right underlay. Underlays add not only comfort, but also functionality. How about extra sound reduction to rooms below or warmth and comfort with a QuickHeat underfloor heating.


And a great floor requires an underlay that will retain its properties over time. Read more about our Pergo underlays on page 40.





PATINA WHITE OAK  
W3948-03793

LIVELY | HEAVY BRUSHING  
EXTRA MATT LACQUER




GRANULE OAK  
W3948-03790

LIVELY | LIGHT BRUSHING  
EXTRA MATT LACQUER



HAZEL OAK  
W3948-03096

LIVELY | HEAVY BRUSHING  
EXTRA MATT LACQUER



COLOUR MATCHING  
ACCESSORIES  
SEE PAGE 44

## SVALBARD

2200 x 220 x 13,5 MM | 2,5 MM SURFACE | 4-WAY BEVEL

Svalbard's wide planks let you create the ambience you want in large rooms and turn your house into your dream home. The 4-way bevelled edge emphasizes the size and beauty of every plank. Combined with our StayClean technology which makes this floor resistant to spills and dirt, this is the perfect solution for a tasteful interior.









VÄRMDO W4372-01749 SCANDINAVIAN WHITE OAK

## VÄRMDO

Add a modern look to your home. The multistrip planks of the Pergo Värmdo collection will bring your room to life. The beautiful multistrip pattern results in extra elegance, giving your room added length and depth.




**GREAT LOOKING FLOORS EVEN WITH A DOG AROUND**

7 layers of lacquer means your dog, and its paws, are more than welcome to lounge around on the floor.


VÄRMDO W4372-04007 TOAST OAK





SCANDINAVIAN WHITE  
OAK, 3-STRIP  
W4372-01749

SELECTED | LIGHT BRUSHING  
MATT LACQUER



ORGANIC OAK, 3-STRIP  
W4372-04008

SELECTED | LIGHT BRUSHING  
MATT LACQUER




VIVID WALNUT, 3-STRIP  
W0811-03042

ACCENT | NO BRUSHING  
MATT LACQUER



TOAST OAK, 3-STRIP  
W4372-04007

ACCENT | LIGHT BRUSHING  
MATT LACQUER



CAROB WALNUT,  
3-STRIP  
W0811-04064

ACCENT | NO BRUSHING  
MATT LACQUER



COLOUR MATCHING  
ACCESSORIES  
SEE PAGE 44

## VÄRMDO

2200 x 190 x 13,5 MM | 2,5 MM SURFACE | NO BEVEL

The Värmdo collection from Pergo is the multistrip collection of your dreams. Having a three strip pattern this floor creates an elegant look and brings more life into your home.





SALTHOLM W4267-04856 CREAMY OAK





SALTHOLM W4267-06699 PLUM OAK


## SALTHOLM

Retro is back. And that means herringbone. Saltholm is a herringbone or square-pattern floor available from light shades to deep rich nuances that highlight any room, from bedrooms to living rooms.

And you don't need a tradesperson to install it – just click it into place with the Uniclic® system. Skillful style just became everyday easy-to-install elegance.



SALTHOLM W4267-04852 DARK VINTAGE OAK




SALTHOLM W4267-04853 CLOUDY GREY OAK

### GO TRENDY WITH SALTHOLM


Herringbone pattern wood floors that are super easy to install. Prefer a square basket floor pattern? Just lay the floors and click them together. Simple.







CREAMY OAK, HERRINGBONE  
W4267-04856

SELECTED | LIGHT BRUSHING  
EXTRA MATT LACQUER





CLOUDY GREY OAK, HERRINGBONE  
W4267-04853

SELECTED | LIGHT BRUSHING  
EXTRA MATT LACQUER




DARK VINTAGE OAK, HERRINGBONE  
W4267-04852

SELECTED | LIGHT BRUSHING  
EXTRA MATT LACQUER




CHESTNUT BLONDE OAK, HERRINGBONE  
W4267-04855

SELECTED | LIGHT BRUSHING  
EXTRA MATT LACQUER



PLUM OAK, HERRINGBONE  
W4267-06699

ACCENT | LIGHT BRUSHING  
MATT LACQUER



## SALTHOLM

580 x 145 x 13,5 MM | 2,5 SURFACE | 4-WAY BEVEL

Herringbone or square pattern floors in a trendy, generous size that dress to impress – in any room. With 5 different styles, 2 different patterns and a 4-way bevel to accentuate its beauty, there's a Saltholm floor to suit your taste.

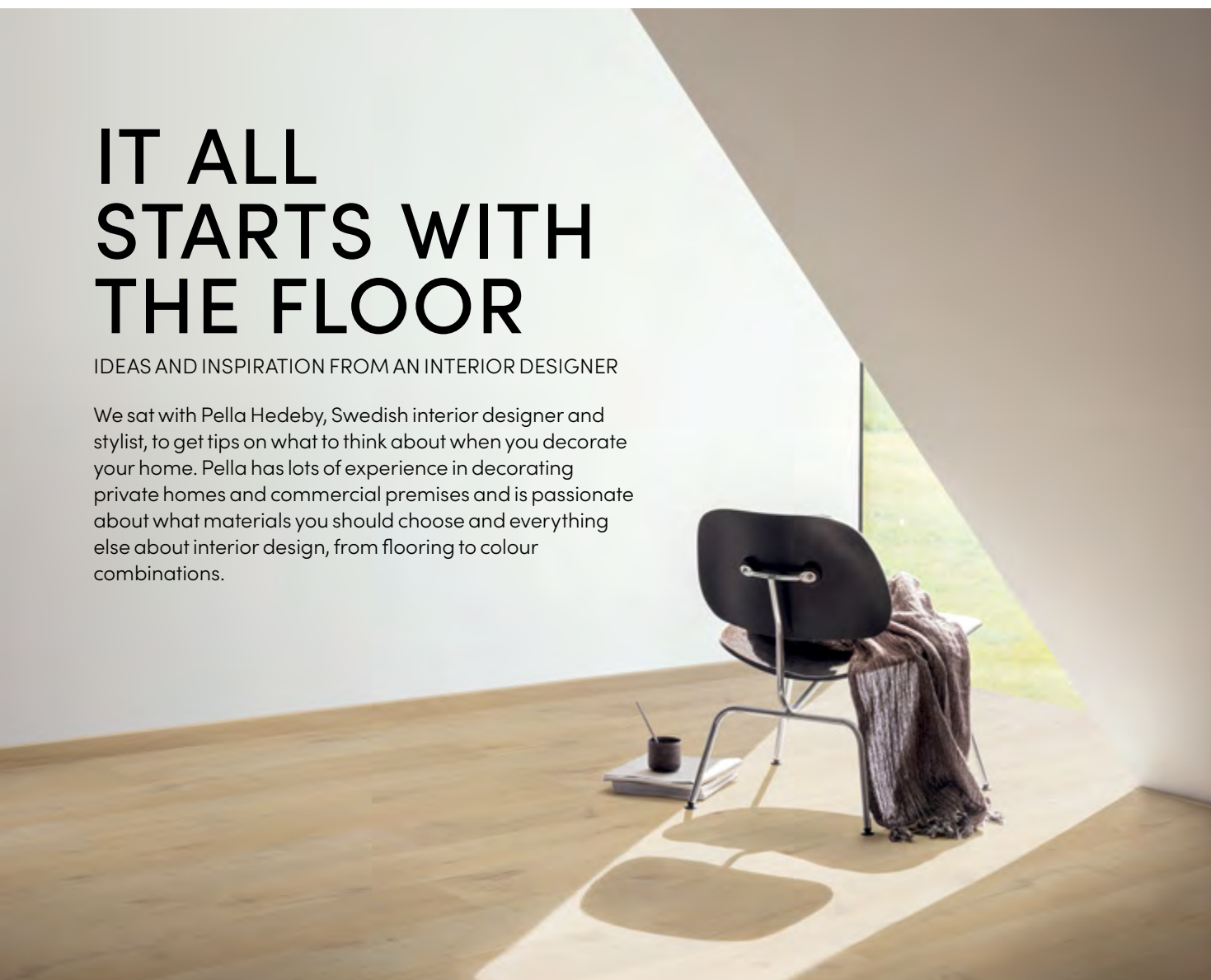
Saltholm is coated with StayClean, which means it will keep its beauty for years to come – even if you spill food on it, or the kids trample their muddy boots all over it.



# IT ALL STARTS WITH THE FLOOR

IDEAS AND INSPIRATION FROM AN INTERIOR DESIGNER

We sat with Pella Hedeby, Swedish interior designer and stylist, to get tips on what to think about when you decorate your home. Pella has lots of experience in decorating private homes and commercial premises and is passionate about what materials you should choose and everything else about interior design, from flooring to colour combinations.



*What are the main things you should think about, when decorating your home?*

The bases are everything. If you have well-thought-out material choices that follow a common theme through your home, then you have a great base for the way you furnish. "Less is more" may be a bit of a tired expression, but it's so true. Put lots of thought into what you add. Often it doesn't take much to create that homely feeling. Less "things" make it easier to keep your house tidy and enjoy what you have.

*What are the future trends of colours and colour combinations?*

I have a restrained approach to trends. Whether it's colours, materials or things. Sure, I can be inspired by something new, but I always ask myself, "Is it something I could live with over time? Did I like this 10 years ago and will I like it after 10-20 years?"

Having said that we see more colour and playfulness in many places today. Together with a minimalist, stripped-down, toned-down expression. It's important to remember that we are all different. Some people constantly need

new impressions and a lot of pulse to get energy. I belong to the group that takes in the smallest shade, filled with a streak of light, a scent and feeling in a texture. So I need to scale back and minimize things to experience balance and harmony.

In my world, materials and textures set the tone and feeling in a room. Then you can work with the smaller details.

Tone-in-tone or mixing your favourites. Like when you put together a bouquet of flowers, layering shapes and colours.

**"CHOOSE A FLOOR THAT LASTS OVER TIME"**




*What things about flooring should you think about if you want to give a room extra space?*

Lighter shades give you a more airy feeling. It's the same when you add colour to other surfaces. It reflects light and gives you that feeling of space.

*Any rules about combining colour on floors and walls?*

When decorating a new home, or renovating from scratch, my tip is to always start with the floor. You lay a floor so it lasts a long time, slightly more long-lasting than the colour





of the walls. The floor forms a large part of the interior and the feeling in the room. The sense of style is set with the floor and the choice of skirtings should be in harmony with the architecture. A great way to put it all together is to create a mood board with samples of materials, colours and inspirational images.

*Should flooring in different rooms have to match each other, or should I see each room as unique?*

I think it's nice to think holistically and let one material be the base everywhere. But different rooms naturally have different functional requirements. So I would say that it's increasingly common to mix different types of floors based on function and focusing on sustainability.

*What's the biggest mistake people make when choosing a new floor?*

Many people start with colours and other materials and interior details, leaving the floor as a compromise. I suggest you turn that upside down. The main thing is to choose a floor that

lasts over time. It's costly and time consuming to replace a floor, so choose what is the base of your home carefully.

*Any thoughts regarding mixing different types of wood on floors and furniture?*

Instead of mixing different types of wood flooring, I'd mix and match different types of wood on floors with other furnishings. For example, it's nice to mix furniture and interior details with a vintage patina that contrast with the choice of materials. I think natural material choices are always welcome elements that add a genuine feeling to any home. If there is a "rule", it's better that it's a complete, natural contrast than something that melts together – but doesn't really. Here you can balance the feeling that if a floor takes loads of space, you can add something to balance it. Like adding a rug and then furnishing with wooden furniture. Or working with wood in smaller details, a hook strip, a wooden bowl or the frames around, art on the wall...



**PELLA HEDEBY**  
INTERIOR DESIGNER



## YOUR FLOOR – FINISHED IN STYLE

Choose from our wide range of accessories to give your interior that perfectly finished look. From seamless transitions to stairs or walls, silent underlays to improve your comfort or a skirting that finishes off the room in style. Details make perfection.

### UNDERLAYS

Make a great floor greater. Underlays increase walking comfort, improve your room's acoustics, avoid creaking noises, support the click system and protect floors from rising moisture. Our Silent Walk Underlay can be combined with underfloor heating too.

### SKIRTINGS

Finish the look with colour matching skirtings, or complete your interior style with one of the paintable white shapes.

### PROFILES

Hide those saw cuts and give your floor room to expand with profiles. Create a smooth transition with the colour matched Incizo® profile.

### ALL YOU NEED TO INSTALL, FINISH AND MAINTAIN YOUR FLOOR


A wood floor is more than the planks you walk on. It's a complete home decor solution. That's why Pergo also offers a full line of accessories. Everything you need for trouble-free installation, finishing and maintenance.






#### 1. UNDERLAYS

Enjoy walking on quiet floors without creaks? Choosing the right underlay can improve your living comfort significantly.




#### 2. SKIRTINGS

Give your interior that stylish impression with skirtings that have the same look as the floor. You can also go for white and paintable skirtings to match the colour of the wall.




#### 3. EXPANSION PROFILES

Floors in connecting rooms melt together thanks to a colour matched expansion profile. Read on about our Incizio® 5-in-1 solution on page 46.



#### 4. ADAPTER & END PROFILES

An elegant way to make a transition when wood floors meet other surfaces. Use an end profile between wood floors and windows and an adapter profile between wood floors and lower floors. Available in our Incizio® 5-in-1 solution.



#### 5. STAIR NOSES

Pergo's flooring is an excellent choice for staircases. Stair noses provide an elegant finish to each step. Various stair finishes are possible. Available in our Incizio® 5-in-1 solution.

# UNDERLAYS

CHOOSE THE UNDERLAY THAT'S RIGHT FOR YOU.

1. Decide where you want to install the underlay. Our underlays give you excellent sound insulation. Walking sound reduction shows you how much sound is reduced in the room. Impact sound reduction indicates how much sound is reduced to the rooms below.
2. Check your subfloor: is it wood or concrete?
3. Take a knife to cut the rolls and use our Pergo tape (NETAPE50) to connect them. That's all you need.



**FOAM UNDERLAY**  
WOOD SUBFLOORS  
Qualitative and budget-friendly underlay for rooms where there is less traffic.  
Thickness 2 mm. 15 m<sup>2</sup>/roll  
PGUDLFOAM15B

Walking sound reduction ●●●○○  
Impact sound reduction ●●●●○



**SMART UNDERLAY**  
WOOD SUBFLOORS  
100% recyclable all-round underlay.  
Thickness 3 mm. 15 m<sup>2</sup>/pack.  
PGUDLSMART15

Walking sound reduction ●●●●○  
Impact sound reduction ●●●○○



**FOAM+ UNDERLAY**  
CONCRETE SUBFLOORS  
Qualitative and budget-friendly underlay for rooms where there is less traffic. Has an integrated vapour barrier with an overlap and tape strip included.  
Thickness 2 mm. 15 m<sup>2</sup>/roll.  
PGUDLFOAMPLUS15

Walking sound reduction ●●●○○  
Impact sound reduction ●●●●○



**SMART+ UNDERLAY**  
CONCRETE SUBFLOORS  
Qualitative and budget-friendly underlay for rooms where there is less traffic. This underlay has an integrated vapour barrier with an overlap and tape strip included.  
Thickness 3 mm. 15 m<sup>2</sup>/pack.  
PGUDLSMARTPLUS15


Walking sound reduction ●●●●○  
Impact sound reduction ●●●○○



**SILENT WALK UNDERLAY**  
WOOD AND CONCRETE SUBFLOORS.  
A strong, durable underlay that's perfect for rooms with heavy traffic such as your living room, hallway or kitchen. It offers optimal sound reduction and the highest efficiency for underfloor heating and cooling systems. It comes with an integrated vapour barrier to protect your floor against rising damp.  
Thickness 2 mm. 7 m<sup>2</sup>/roll.  
PGUDLSW7

Walking sound reduction ●●●●○  
Impact sound reduction ●●●○○





**PE FILM (POLYETHYLENE)**

12,5 x 2,7 m = 33,75 m<sup>2</sup>/roll.

Protects flooring from moisture vapour rising from a mineral or concrete subfloor.

Useful lifetime 50 years.

Thickness: 0,2 mm.

Material: Polyethylene, alkaline resistant.

PGUDLSCREEN34

## GLUED-DOWN INSTALLATION

If you're going for a glued-down installation, use Pergo Parquet Glue for the best result.

Our ready to use glue guarantees fast adhesion. A glued-down installation of your parquet floor reduces footstep noise to a minimum, allows your floor to breathe and expand with temperature variations and maximises the performance of floor heating systems.



**PARQUET GLUE**

16 kg, 1 - 1,2 kg/m<sup>2</sup>

For a glue down installation.

PGWGLUE16A



**PARQUET GLUE TROWEL**

High-quality trowel that provides a perfect glue distribution.

PGWB11

# QUICKHEAT. THE SMART WAY TO UNDERFLOOR HEATING.

QuickHeat is the smart, economic, comfortable way to heat your floors. No more slippers, just walking, relaxing and playing on a warm, welcoming floor. Pergo QuickHeat includes a heating foil that produces the heat, insulation plates to help radiate the heat upwards and two dampproof separation layers that block damp that could rise from the subfloor and protect from surface leakage.

Not sure how to plan your QuickHeat underfloor heating, or how much you'll need?

You'll find step-by-step instructions on the Pergo website.



## BUILT-IN SAFETY

QuickHeat has a built-in electrical safety feature that automatically disconnects power if there is a failure – so you never have to worry. Easy to install, the system is certified for do-it-yourself, no need for an electrician. It fulfills international standards for removable floors.

## WIRELESS THERMOSTAT IN EVERY ROOM

Fine-tune the temperature of each room using the thermostat, or warm up the house remotely using an app on your smartphone.



## QUICKHEAT FOIL

60 W / m<sup>2</sup>. 230 V. Max installation 50 m<sup>2</sup>.

NEUDLQH60X300, 0,6 × 3 m

NEUDLQH60X500, 0,6 × 5 m

NEUDLQH60X700, 0,6 × 7 m

NEUDLQH100X300, 1 × 3 m


NEUDLQH100X500, 1 × 5 m

NEUDLQH100X700, 1 × 7 m

NEUDLQH120X300, 1,2 × 3 m

NEUDLQH120X500, 1,2 × 5 m

NEUDLQH120X700, 1,2 × 7 m



## QUICKHEAT INSULATION PLATES

Insulation plates. 120 × 50 × 0,7 cm.

10 plates/pack. 0,6m<sup>2</sup>/plate, 6m<sup>2</sup>/pack.

Thickness: 7 mm. Use of vapour barrier is recommended. Place PE film PGUDLSCREEN34 under QuickHeat insulation plates as well as on top of QuickHeat foils.

## NEUDLQHPLATE



## CONTROLLER KIT, WIRELESS

12 × 10 × 3,5 cm.

Multi room control via app on smartphone.

Plug in with power plug. Three programs:

constant, day / night and weekly program 5 + 2.

## NEQKITWIFI

## EXTENSION CABLES

Foils are plugged together via a connector system. You can plug a cable (1m or 3m) in the last foil directly to the thermostat.

NEQHEXTCAB100, 1m

NEQHEXTCAB300, 3m





GOTLAND W3933-03884 DAISY OAK

# SUPER SKIRTINGS

When it comes to wood flooring, beauty really is in the details. What would the new living room floor be without the skirtings to match?

## SKIRTINGS THAT MATCH YOUR STYLE

Use the same colour as the floor to contrast with the wall.

Choose our colour matched skirtings, perfectly matched with the Pergo floor of your choice.



## MIX AND MATCH

Skirtings in the same colour as the wall give your room that seamless look.

Choose one of our paintable skirting options.



## ANY COLOUR YOU LIKE AS LONG AS IT'S WHITE

The classic colour for a skirting that never goes out of style.

Choose the white skirting that matches your style or cover your existing ones with our cover skirting.







For full article number,  
go to pergo.com




**COLOUR MATCHED PARQUET SKIRTING**  
2400 × 16 × 80 mm  
The perfect colour match for your floor with  
market-leading wear resistance.

Core: MDF. Surface: real veneer.

PGWPPSKR(-)

For full article number, see colour matrix on pergo.com



**WATER RESISTANT PARQUET SKIRTING**  
2400 × 16 × 80 mm  
The perfect colour match for your floor with  
the water-resistant skirtings.

Core: Moisture resistant MDF. Surface: real  
veneer.

PGWPPSKR(-)MM

For full article number, see colour matrix on pergo.com



**PAINTABLE PARQUET SKIRTING**  
2400 × 16 × 80 mm  
Make a statement to your skirting. Paint it in any  
colour you like. Paintable, or can be left white.

Core: MDF.

PGWPPSKRPAINTA



**PAINTABLE SCOTIA**  
2400 × 17 × 17 mm  
Paintable, or can be left white.

Core: MDF.

PGSCOTPAINTA



**PAINTABLE COVER SKIRTING**  
2400 × 129 × 16 mm  
For easy and fast renovation. Covers existing  
skirting. Make a statement to your skirting.

Paint it in any colour you like.

Core: MDF.

PGISKRCOVER



**PAINTABLE WATERPROOF LARGE SKIRTING**  
2400 × 80 × 15 mm  
100% recyclable waterproof skirting for those  
spaces you might get a splash.

Colour: paintable or can be left white.

Core: polystyrene.

PGHSK80PAINT

## 5 PERFECT FINISHES IN 1 SINGLE PRODUCT

Made from wear and scratch-resistant veneer, Incizo®-patented profiles make the perfect match for your floor both in colour and structure. An all-in-one solution that provides a seamless result.


Simply cut the profile to the shape you need with the included knife. Suitable for flooring heights 12,5 - 14 mm.



**INCIZO** <sup>®</sup>  
PATENTED TECHNOLOGY


INCIZO® PROFILE  
2150 x 54 x 17 mm

PGWINCP(-)  
For full article number, see colour matrix on [pergo.com](http://pergo.com)




1

EXPANSION PROFILE  
From wood to wood.



2

END PROFILE  
Finishing up to threshold, sliding doors, etc.




3

ADAPTER PROFILE  
From wood to ceramic, vinyl or linoleum.

For more information about  
Incizo® profile please visit  
our webpage.







4

TRANSITION PROFILE  
From wood to carpet.



5

STAIR NOSE  
Add that bit of elegance to a step down or a floating floor. Use at the top of the stairs or as you step down into a room.



STAIR NOSE, FLUSH  
For a flush finish on stair treads.



STAIR PROFILE SILVER  
2500 x 50 x 25 mm.  
Fits flooring thickness 7 – 15 mm. Aluminium.  
PGSTPSILVME250




THE INCIZO® SUBPROFILE  
2150 mm  
Is required for stair application and has to be ordered separately.

NEWINCPBASE(-)  
For full article number,  
see matrix on pergo.com

# A TOTAL FLOOR SOLUTION

Pergo wood flooring is well known for being easy to install. Naturally, we have all the accessories you need to do the job with ease and to keep your floor in perfect condition.







1

#### MULTIGLUE

290 ml

This multifunctional glue is your trusted companion while installing all Pergo accessories, whether it's skirtings or profiles - this glue is the perfect match, one tube glues 15 running metres of skirtings.

PGGLUE290

2

#### COLOURED SEALANT

310 ml

Acrylic-based paste for a beautiful finish between skirtings and walls.

Suitable for all joints that can't be finished with skirtings, profiles or pipe covers. Available in 14 different colours. One tube for 15 running metres.

PGKIT(-)B

For full article number, see matrix on [pergo.com](http://pergo.com)

3

#### AQUA SEALANT

310 ml

Transparant silicone for watertight finish in damp rooms.

One tube for 15 running meters.

PGKITTRANSP

4

#### SAFESEAL

500 ml

Sealant for extra moisture protection of Pergo wood floors that are not water resistant.

PGSEAL500

5

#### ADHESIVE TAPE

50 m × 5 cm

Self-adhesive aluminium tape that easily attaches your underlay for a moisture resistant installation.

NETAPE50

6

#### PIPE COVERS

2 pc / pack

These stainless steel covers finish your pipes and heating elements neatly.

Inner diameter: 18 mm. Outer diameter: 54 mm.

PGPCINOX18

Inner diameter: 22 mm. Outer diameter: 54 mm.

PCPCINOX22

7

#### INSTALLATION SET

Installation set that contains a tapping block, a metal crowbar and spacers in two sizes (2 × 18 = 36 pcs) to quickly install your floor without damaging it.

PGTOOL

EXTRA SPACERS

48 pc, PGSPACER

8

#### FLOOR CLEANER

1 l

This product thoroughly cleanses your floor, protects the surface and helps preserve its original appearance. It's biodegradable which makes it a truly sustainable choice. Floor cleaner has been specifically developed for Pergo floors.

PGCLEANECO1000

9

#### SPOT CLEANER

250 ml

This product removes even the most persistent stains, such as those from permanent markers, paint, red wine, kitchen spills and more. Spot cleaner has been specifically developed for Pergo floors.

PGSPOTCLEAN

10

#### REPAIR KIT

A quick and easy way to repair damaged planks in colours that match your Pergo floor.

Contains 1 melting knife, 1 comb and 7 wax blocks.

For more information on how to mix colours visit [pergo.com](http://pergo.com).

PGREPAIR

11

#### CLEANING KIT

High-quality mop set with extra-long ergonomic handle and a mop cloth holder with practical Velcro fastener. You can wash the microfibre mop up to 60°C.

PGCLEANINGKIT



10

# FIND THE RIGHT FLOOR FOR YOUR PROJECT

Choosing the right floor is often the hardest part of refreshing your interior. Here are some tips to get you started, and help guide you towards the perfect floor.

## PREPARE FOR WEAR

Our durable, hard-wearing floors stay beautiful for longer. They are the ideal choice for a busy hallway or kitchen.

## SIZE MATTERS

Large boards boost the feeling of space in a large room, so if your home allows for it, go big.

## THE FINISHING TOUCH

Accessories have a big impact on the look of your room. Choosing a matching skirting makes your room feel complete and lends a solid impression.

## USE FLOORLAB

Want more from your floor? Use the FloorLab app. Take a photo of your home and get a sneak peek of which one of our floors is the perfect match for your room. Getting the perfect fit just got simple.

## VISIT A PERGO SUPPLIER

To see and feel the floors in real life, please go to our website to find your nearest local Pergo supplier.



**TRY FLOORLAB**  
SEE HOW A FLOOR CAN CHANGE THE APPEARANCE OF YOUR HOME JUST BY UPLOADING A PHOTO.



PERGO.COM



# THE PERFECT RESULT IS JUST A CLICK AWAY

WATCH STEP-BY-STEP VIDEOS ON [PERGO.COM](https://pergo.com)  
TO GUIDE YOU THROUGH THE WHOLE INSTALLATION PROCESS







**F★★★★**  
**COMPLIANT**



\* Information sur le niveau d'émission de substances volatiles dans l'air intérieur, présentant un risque de toxicité par inhalation, sur une échelle de classe allant de A+ (très faibles émissions) à C (fortes émissions).

# PERGO®

Floors for real life

Product images may differ from actual product. The availability of products, or the products themselves, may change at any time without notice. With reservation for errors. Contents © 2023-2024 by Unilin bv – division flooring. All Rights Reserved. The contents of this brochure may not be reproduced in whole or in part without prior written permission from the publisher. For consumer questions and retailers visit [pergo.com](http://pergo.com).

Pergo is a quality product produced by UNILIN BV, division flooring, Ooigemstraat 3, 8710 Wielsbeke, Belgium

a brand of  **UNILIN**